


EFU LIFE ASSURANCE LIMITED
Statement of Changes in Net Assets
As on 31 March 2025




	Managed Growth Fund	Guaranteed Growth Fund	Capital Growth Fund	Aitemad Growth Fund	Pension Fund	Aggressive Fund	Income Growth Fund	Takaful Growth Fund	Takaful Aggressive Fund	Takaful Conservative Fund
-----Rupees in '000-----										
Fund brought forward	174,728,180	10,596,360	116,251	9,279,961	25,281	1,465,582	3,119,639	26,554,020	1,383,524	3,796,984
Value of creation of units	853,251	348,611	-	43,270	25	42,419	371,861	561,204	37,005	336,401
Increase (decrease) in value of investments in the financial year	(753,853)	(46,547)	(1,569)	(70,393)	110	3,085	(15,539)	(157,889)	29,922	100,687
Other income	5,983,231	351,910	5,317	147,388	667	49,615	122,025	544,921	(8,584)	(69,981)
	6,082,628	653,974	3,748	120,265	802	95,120	478,346	948,236	58,342	367,107
Total income	180,810,808	11,250,334	119,998	9,400,226	26,083	1,560,702	3,597,985	27,502,256	1,441,866	4,164,091
Management charges	(651,865)	(40,158)	(469)	(34,051)	(95)	(5,494)	(12,812)	(98,818)	(5,075)	(14,748)
Tax paid										
Other expenditure	-	-	(2)	-	-	-		(2)	(1)	(87)
Increase (decrease) in provisions										
Value of cancellation of units	(5,183,993)	(165,436)	(416)	(299,120)	(1)	(40,063)	(12,922)	(382,295)	(73,106)	(46,127)
Total expenditure	(5,835,858)	(205,594)	(887)	(333,171)	(96)	(45,558)	(25,734)	(481,115)	(78,182)	(60,961)
Fund carried forward	174,974,950	11,044,740	119,111	9,067,055	25,987	1,515,144	3,572,252	27,021,141	1,363,684	4,103,130


**Managing Director &
Chief Executive Officer**


Director


Director



Chairman

EFU LIFE ASSURANCE LIMITED
Statement of Net Assets
As on 31 March 2025




	Managed Growth Fund	Guaranteed Growth Fund	Capital Growth Fund	Aitemad Growth Fund	Pension Fund	Aggressive Fund	Income Growth Fund	Takaful Growth Fund	Takaful Aggressive Fund	Takaful Conservative Fund
-----Rupees in '000-----										
Bank Balance	498,399	3,225	62	10,949	4,261	3,663	41,984	144,168	(4,796)	51,822
Total Value of Investment	172,484,151	10,950,884	134,533	8,819,876	20,934	1,473,453	3,390,221	25,696,861	1,332,429	3,707,754
Accrued Interest / Dividend Receivable / Payable	1,845,764	44,763	20	271,128	777	41,269	103,334	767,295	36,336	149,108
	505,207	48,585	(14,910)	(21,325)	55	(2,868)	39,625	419,474	51	195,453
Total Fund Value	175,333,521	11,047,458	119,706	9,080,628	26,027	1,515,518	3,575,165	27,027,797	1,364,021	4,104,137
Management Charges	(43,124)	(2,718)	(474)	(2,236)	(6)	(373)	(878)	(6,657)	(336)	(1,007)
Cost of Disposition	(315,446)		(120)	(11,338)	(33)	-	(2,035)	-		-
Net Assets Value	174,974,950	11,044,740	119,111	9,067,055	25,987	1,515,144	3,572,252	27,021,141	1,363,684	4,103,130


**Managing Director &
Chief Executive Officer**


Director


Director


Chairman

EFU Life Assurance Limited
Statement of Investment Performance Measurement of the Unit Linked Funds
As on 31 March 2025



Previous 10 Years					
Sr. No.	Name of the Unit Linked Fund	Type of Fund	Bid price at the beginning of the period (A) 31-Mar-2015	Bid price at the ending of the period (B) 31-Mar-2025	Investment Yield % $Y=((B/A)-1) \times 100$
1	Managed Growth Fund		1,336.9300	3,482.5440	160.488%
2	Capital Growth Fund		344.3300	734.3472	113.268%
3	Aitemad Growth Fund		993.2600	2,510.5177	152.755%
4	Pension Fund		244.7500	703.7363	187.533%
5	Guaranteed Growth Fund		775.6500	1,887.6960	143.370%
6	Takaful Growth Fund		955.7500	2,150.3993	124.996%


Previous 05 Years					
Sr. No.	Name of the Unit Linked Fund	Type of Fund	Bid price at the beginning of the period (A) 31-Mar-2020	Bid price at the ending of the period (B) 31-Mar-2025	Investment Yield % $Y=((B/A)-1) \times 100$
1	Managed Growth Fund		1,668.9628	3,482.5440	108.665%
2	Capital Growth Fund		405.4107	734.3472	81.137%
3	Aitemad Growth Fund		1,260.9095	2,510.5177	99.104%
4	Pension Fund		305.1964	703.7363	130.585%
5	Guaranteed Growth Fund		1,054.8762	1,887.6960	78.950%
6	Aggressive Fund		1,107.9618	2,472.0169	123.114%
7	Takaful Growth Fund		1,094.5792	2,150.3993	96.459%
8	Takaful Aggressive Fund		1,102.5623	2,279.4209	106.739%
9	Takaful Conservative Fund		1,013.7817	1,711.9865	68.871%

Previous 12 Months					
Sr. No.	Name of the Unit Linked Fund	Type of Fund	Bid price at the beginning of the period (A) 31-Mar-2024	Bid price at the ending of the period (B) 31-Mar-2025	Investment Yield % $Y=((B/A)-1) \times 100$
1	Managed Growth Fund		2,713.6989	3,482.5440	28.332%
2	Capital Growth Fund		596.8891	734.3472	23.029%
3	Aitemad Growth Fund		2,001.7096	2,510.5177	25.419%
4	Pension Fund		529.6215	703.7363	32.875%
5	Guaranteed Growth Fund		1,615.6370	1,887.6960	16.839%
6	Aggressive Fund		1,803.7864	2,472.0169	37.046%
7	Income Growth Fund		1,205.4767	1,426.2491	18.314%
8	Takaful Growth Fund		1,727.2491	2,150.3993	24.499%
9	Takaful Aggressive Fund		1,762.0173	2,279.4209	29.364%
10	Takaful Conservative Fund		1,473.1341	1,711.9865	16.214%


**Managing Director &
Chief Executive Officer**


Director


Director


Chairman